



PRS.0396

CLAYSEAL 25.20 iTOP

Waterstop with sodium bentonite
and expanding rubber base

Customs Code

4005 9100

Packaging

- Box: 6 x (Roll 5 m)
- Pallet: 48 x (Box 21 Kg)

Application

- Apply by hand
- Hammer

Family
Proseal

Product Lines

- Aqua
- Infratech
- Sanageb

Components
Single-component

Type
Hydro-expansive waterstops in sodium bentonite

Functional Categories

- **Waterproofing underground structures with hydro-expansive products**
- **Structural maintenance of dams, reservoirs, ducts and water ducts**
- **Structural maintenance of tunnels**
- **Construction of underground works in high performance waterproof concrete**

Appearance
Stripe

General description

Preformed hydro-expansive sealing waterstop joint, for hermetic sealed construction joints in structures, walls and foundations, made with a mixture of sodium bentonite, expanding rubber and special aggregating polymers ("hydrocarbon"). CLAYSEAL 25.20 iTOP has a rectangular cross-section of 25x20 mm, packaged in rolls of 5 m each.

General features

CLAYSEAL 25.20 iTOP is a simple and easy to apply sodium bentonite waterstop; it does not require any special preparations of the media, pre-shaped seats etc. It is easily fixed by nailing and does not require any special protection. In contact with water, it increases its volume through the formation of a stable colloidal system that guarantees the permanent hermetic sealing of the connection; the initial expansion is delayed through a retardant coating with respect to the first contact with water, to avoid deformations in the initial hardening phase of the fresh concrete.


Dosage

1.1 m/m: Use 1 metre of CLAYSEAL 25.20 iTOP for each linear metre, being careful to place 5-10 cm of the product alongside the end/start roll points to guarantee the permanent water tightness of the system.


Fields of application


Rigid construction joints (non-expanding) and connections with safe and permanent hydraulic seal.


Basic features

 Density:
1.4-1.5 kg/dm³

 Hydroexpansive product:
+ 350 %

 Shelf-life:
12 months

 Temperature of use:
-15 / +50 °C

 Available colours
Green

Technical specifications

Expansion after 7 days at pH 12.33: 110 %

Expansion after 7 days at pH 7: 250 %

Fire resistance DIN 4102-1: B 2 _

Longitudinal elongation at break: 60 %

Odorless

Sodium bentonite content: > 60 %

Unit weight (ASTM D71): 0.67 kg/m

IF YOU WANT TO SOLVE IT


www.azichem.com

Updated: 15/06/2022

General sales conditions and legal notices on

www.azichem.com/disclaimer

Substrate preparation

Prepare the smoothest and most planar laying surface, using REPAR TIX to compensate for any inhomogeneity, and accurately remove crumbling, non-adhering, powdery parts.

Instructions for use

Hand spread the CLAYSEAL 25.20 iTOP sodium bentonite waterstop in the designated position. Fixing is performed by nailing: one steel nail every 20-25 cm approximately. The sealing of joints between the waterstop kerbs is ensured by simple flanking by at least 10 cm and not by overlapping the ends.

For particularly complex applications, the specific BENTONET steel wire cage, with square mesh 13x13 mm, in profiles of 1 metre each, is available.

The positioning must ensure a concrete covering of 10-12 cm in order to contain the expansive action caused by hydration. Similarly, the formwork spacers should be placed in such a way as to maintain a minimum distance of 8 cm from the bentonite kerb itself. Although the product has a delayed expansion of 48h, it is not recommended for use in cases of earlier time-frames or with excessive humidity (for example in the presence of puddles). In case of groundwater with a high saline content or for leachate and waste water stops, carry out preliminary expansion tests or request the specific waterstop CLAYSEAL 25.20 SW.

Storage and preservation

Store the product in its original packing, in a fresh and dry environment, avoiding frost and direct sunlight. Inadequate storage of the product may result in a loss of rheological performance. Protect from humidity.



Warnings, Precautions and Ecology

The general information, along with any instructions and recommendations for use of this product, including in this data sheet and eventually provided verbally or in writing, correspond to the present state of our scientific and practical knowledge.

Any technical and performance data reported is the result of laboratory tests conducted in a controlled environment and thus may be subject to modification in relation to the actual conditions of implementation.

Azichem Srl does not assume any liability arising from inadequate characteristics related to improper use of the product or connected to defects arising from factors or elements unrelated to the quality of the product, including improper storage.

Those wishing to utilise the product are required to determine prior to use whether or not the same is suitable for the intended use, assuming all consequent responsibility.

The technical and characteristic details contained in this data sheet shall be updated periodically. For consultation in real time, please visit the website: www.azichem.com. The date of revision is indicated in the space to the side. The current edition cancels out and replaces any previous version.

Please note that the user is required to read the latest Safety Data Sheet for this product, containing chemical-physical and toxicological data, risk phrases and other information regarding the safe transport, use and disposal of the product and its packaging. For consultation, please visit: www.azichem.com.

It is forbidden to dispose of the product and/or packaging in the environment.



www.azichem.com

Updated: 15/06/2022

General sales conditions and legal notices on

www.azichem.com/disclaimer

CLAYSEAL 25.20 iTOP is produced/distributed by



Via Giovanni Gentile, 16/A - 46044 Goito (MN), Italy
info@azichem.com Tel. +39 0376.604185 /604365 Fax +39 0376 604398



www.azichem.com

Updated: **15/06/2022**
General sales conditions and legal
notices on
www.azichem.com/disclaimer

Page: **3/3**